

SMART THERMOSTAT FOR ELECTRIC WATER HEATER



PRODUCT DESCRIPTION

EST-100 smart thermostat solution consists of 2 elements, connected by a quick faston connection cable.

The first element is the electromechanical thermostat, which controls the heater and collects data about water temperature.

The second element is electronics with LCD TFT display 1.44", 4 buttons, user interface, and Wi-Fi module. Collected data from the first element is being processed in the second one.

Mobile applications, as part of EST-100 solution, provide complete product functionality.


TECHNICAL DATA

PRODUCT SPECIFICATION	
Thermostat type	Single-phase stem / rod electronic thermostat
Rated Current / Voltage	16A / 230V ~
Safety cut-out	Bipolar with bimetallic disc
Functional cut-off	Unipolar
Safety reset	Manual
Max functional temperature / Accuracy	75°C / $\pm 2^\circ\text{C}$
Bimetallic disc reaction temperature	70 $\pm 3^\circ\text{C}$
Temperature selection range	From 15°C to Max
Thermal hysteresis	4°C
Standard stem length	270mm
Electrical connection	Quick faston connection 6.3x1.0 mm
Display	TFT LCD 1.44"
Display panel IP Class	IPX4
Operation Settings	With HMI and mobile APP
Wi-Fi protocol	IEEE 802.11 b/g/n
Approvals	Conformity CE IEC 60730-2-9:2015 + A1:2018 IEC 60730-1:2013 + A1:2015

PRODUCT FEATURES

- » Reliable mechanical bipolar safety cut-out
- » Anti-Legionella function
- » Freeze protection function
- » Increased accuracy due to electronic temperature measurement
- » Smart function: advanced software for heating optimization, reduces energy consumption up to 15%
- » Functional temperature controlled by software
- » ErP and Ecodesign compliant solution
- » Remote control via Android and iOS mobile apps
- » LCD display and digital control with user-friendly interface
- » 5 water heater operating modes: Manual, Eco, Smart, Timer, Travel

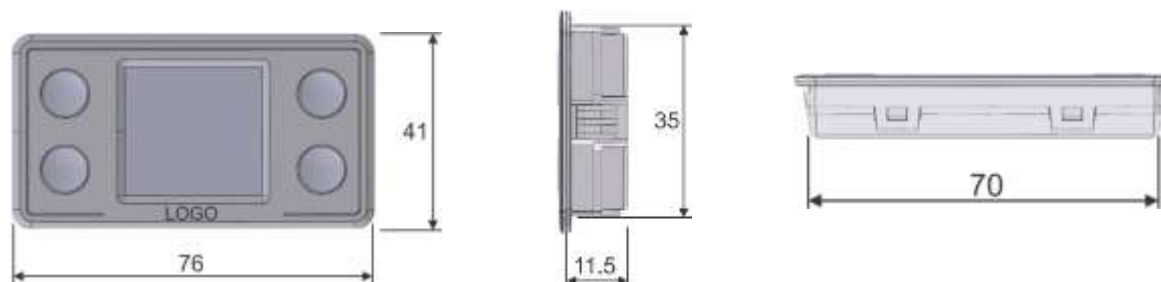
WIRING AND RESOURCES



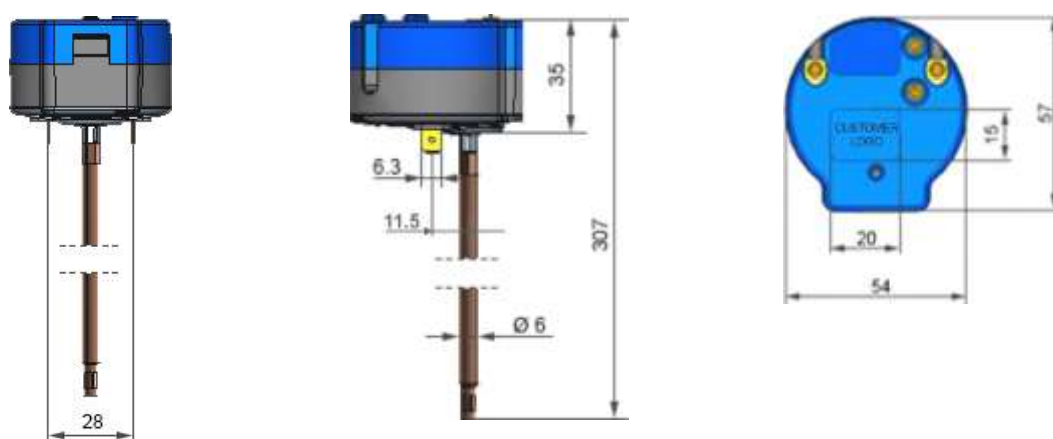
"N" AND "L" CONDUCTOR SPECIFICATIONS

- Conductor insulation must be thermally rated greater than 150°C
- Nominal cross-section area in square mm
 - Flexible cord conductor (It must be crimped): 1.5 to 3
 - Fixed wiring conductor: 2.5 to 3.5

DIMENSIONS



The LCD's mounting place surface (plastics or sheet metal) should not be thicker than 1,5 +/-0,1mm



SAFETY NOTES

- Caution, high voltage electronic device!
- Only qualified specialists and electricians should perform the installation of this device